

## SKD 35



Square bridge

## Power Bridge Rectifiers

## SKD 35

## Features

- Square plastic case with isolated metal base plate and fast-on connectors
- Blocking voltage up to 1600 V
- High surge currents
- Notch moulded in casing for easy polarity identification
- Easy chassis mounting

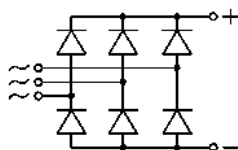
## Typical Applications

- Three phase rectifier for power supplies
- Input rectifiers for variable frequency drives
- Rectifier for DC motor field supplies
- Battery charger rectifiers
- Recommended snubber network: RC: 50  $\Omega$ , 0.1  $\mu$ F ( $P_R = 1$  W)

- 1) Freely suspended or mounted on an insulator
- 2) Mounted on a painted metal sheet of min. 250 x 250 x 1 mm
- 3) Recommended

$V_{RSM}, V_{RRM}$ V	$V_{RMS}^{(3)}$ V	$I_D = 36$ A ( $T_c = 70$ °C) Types
400	125	SKD 35/04
800	250	SKD 35/08
1000	310	SKD 35/10
1200	400	SKD 35/12
1400	440	SKD 35/14
1600	500	SKD 35/16

Symbol	Condition	Values	Units
$I_D$	$T_a = 45$ °C, P1/120 natural cooling	28	A
$I_{DCL}$	$T_a = 45$ °C, chassis <sup>2)</sup>	14,5	A
	$T_c = 35$ °C, P1/120 forced cooling	36	A
	$T_c = 45$ °C, P1/120 natural cooling	28	A
	$T_a = 45$ °C, chassis <sup>2)</sup>	14,5	A
$I_{FSM}$	$T_{vj} = 25$ °C ; 10 ms	370	A
	$T_{vj} = 150$ °C ; 10 ms	320	A
$i^2t$	$T_{vj} = 25$ °C ; 8,3 ... 10 ms	680	A <sup>2</sup> s
	$T_{vj} = 150$ °C ; 8,3 ... 10 ms	500	A <sup>2</sup> s
$V_F$	$T_{vj} = 25$ °C, $I_F = 150$ A	max. 1,90	V
$V_{(TO)}$	$T_{vj} = 150$ °C	0,85	V
$r_T$	$T_{vj} = 150$ °C	7	m $\Omega$
$I_{RD}$	$T_{vj} = 25$ °C ; $V_{RD} = V_{RRM}$	300	$\mu$ A
$I_{RD}$	$T_{vj} = 150$ °C ; $V_{RD} = V_{RRM}$	5	mA
$t_{rr}$	$T_{vj} = 25$ °C	Typ. 10	$\mu$ s
$f_G$		2000	Hz
$R_{th(j-a)}$	isolated <sup>1)</sup>	14	K/W
	chassis <sup>2)</sup>	3,8	K/W
$R_{th(j-c)}$	total	1,0	K/W
$R_{th(c-s)}$	total	0,15	K/W
$T_{vj}$		-40 ... +150	°C
$T_{stg}$		-55 ... +150	°C
$V_{isol}$	a. c. 50 ... 60 Hz; r.m.s.; 1 s / 1 min.	3000 / 2500	V~
$M_s$	to heatsink SI units	$2 \pm 15$ %	Nm
	US units	$18 \pm 15$ %	Lb. in.
M	approx.	23	g
Case		G 11b	



SKD

# SKD 35

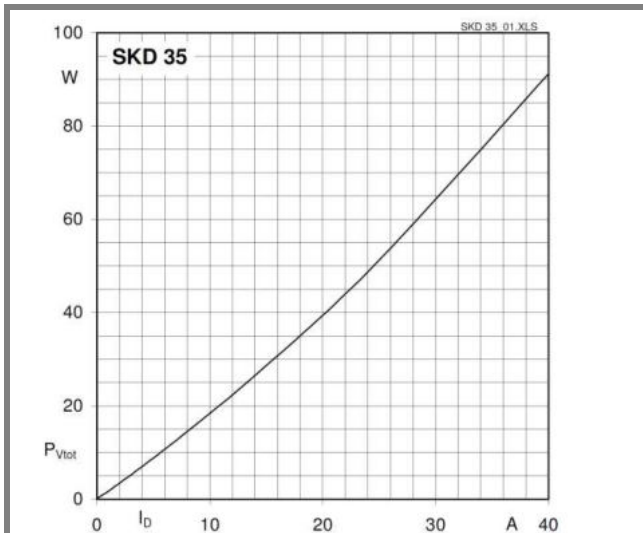


Fig. 01 Power dissipation vs. output current

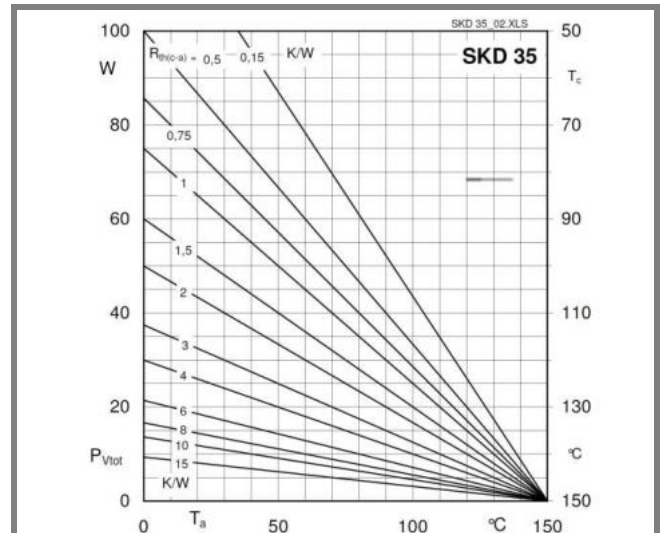


Fig. 02 Power dissipation vs. case temperature

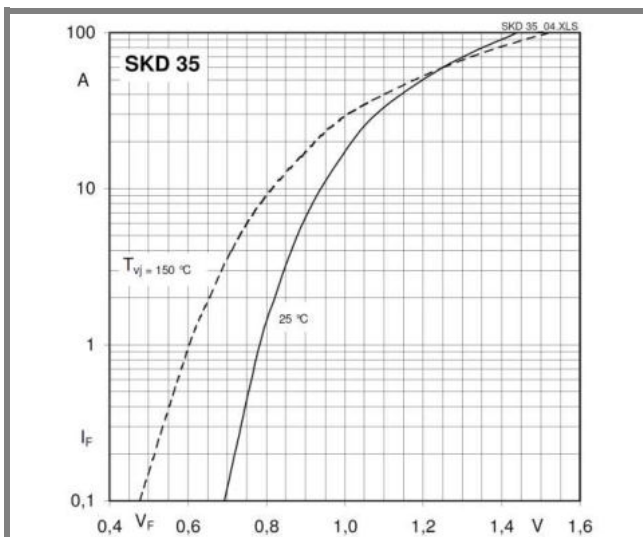


Fig. 04 Forward characteristics of a diode arm (typical)

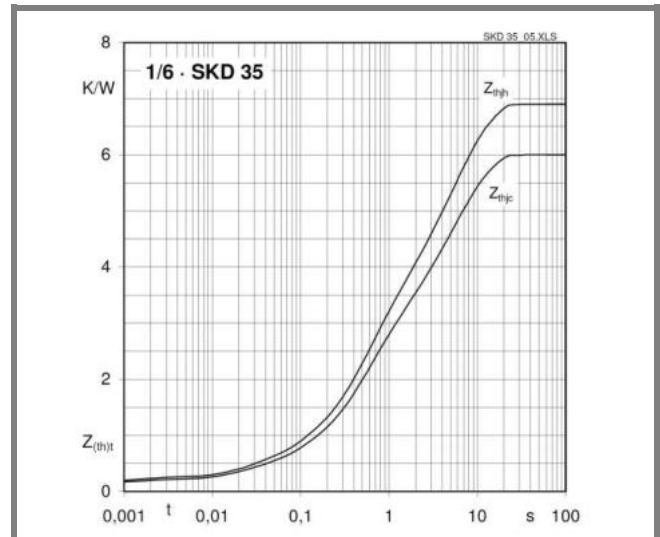
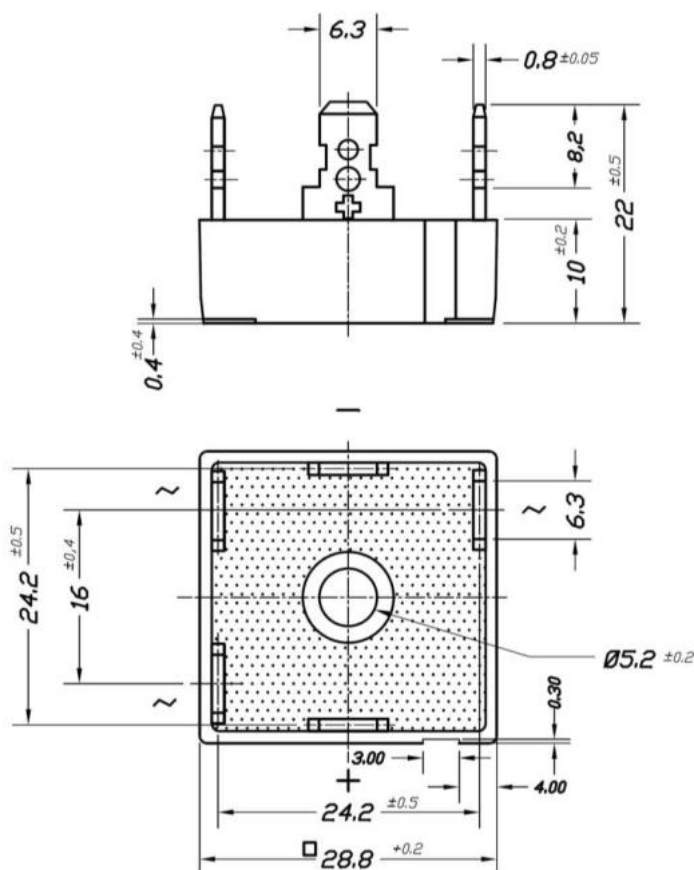


Fig. 05 Transient thermal impedance vs. time

## SKD 35

Dimensions in mm



Case G11b

**\*IMPORTANT INFORMATION AND WARNINGS**

The specifications of SEMIKRON products may not be considered as guarantee or assurance of product characteristics ("Beschaffenheitsgarantie"). The specifications of SEMIKRON products describe only the usual characteristics of products to be expected in typical applications, which may still vary depending on the specific application. Therefore, products must be tested for the respective application in advance. Application adjustments may be necessary. The user of SEMIKRON products is responsible for the safety of their applications embedding SEMIKRON products and must take adequate safety measures to prevent the applications from causing a physical injury, fire or other problem if any of SEMIKRON products become faulty. The user is responsible to make sure that the application design is compliant with all applicable laws, regulations, norms and standards. Except as otherwise explicitly approved by SEMIKRON in a written document signed by authorized representatives of SEMIKRON, SEMIKRON products may not be used in any applications where a failure of the product or any consequences of the use thereof can reasonably be expected to result in personal injury. No representation or warranty is given and no liability is assumed with respect to the accuracy, completeness and/or use of any information herein, including without limitation, warranties of non-infringement of intellectual property rights of any third party. SEMIKRON does not assume any liability arising out of the applications or use of any product; neither does it convey any license under its patent rights, copyrights, trade secrets or other intellectual property rights, nor the rights of others. SEMIKRON makes no representation or warranty of non-infringement or alleged non-infringement of intellectual property rights of any third party which may arise from applications. Due to technical requirements our products may contain dangerous substances. For information on the types in question please contact the nearest SEMIKRON sales office. This document supersedes and replaces all information previously supplied and may be superseded by updates. SEMIKRON reserves the right to make changes.